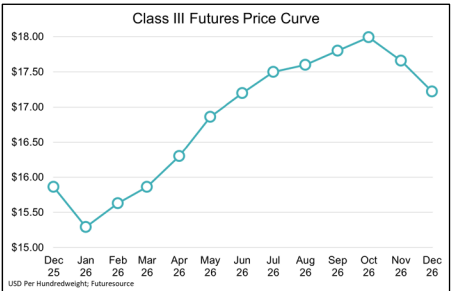
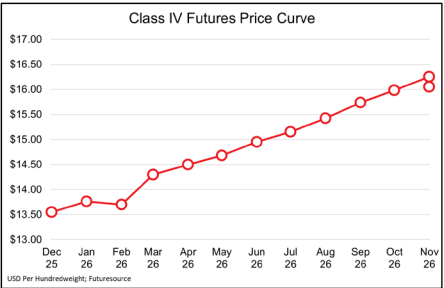
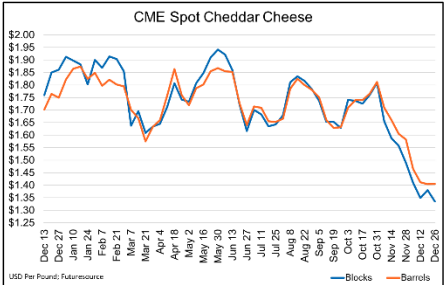




# Weekly Dairy Market Report

December 26, 2025

- Blocks and barrels traded in a narrow range this holiday-shortened week. Barrels closed Friday at \$1.3350 per pound, down \$0.0250 on the week. Barrels settled at \$1.4000 per pound, \$0.0200 lower. Butter finished the week at \$1.4025, down \$0.0125 from last Friday.
- US milk output increased 4.5% year-over-year in USDA’s November Milk Production report. Cow numbers held steady at 9.750 million head, but the herd is 211,000-head bigger than it was in November 2024.
- USDA released the November Cold Storage report on Tuesday. The report mostly confirmed recent market weakness with cheese stocks up 2% year-over-year to 1.362 billion pounds. Butter stocks came in 1.5% below November 2024 levels at 210 million pounds, but the seasonal draw did fall well below average levels.
- In the grain markets, March corn futures ended the week at \$4.5000 per bushel, \$0.0625 higher than last Friday. January soybeans closed at \$10.5875 per bushel, up \$0.0950 on the week.
- High prices and a weaker job market continue to weigh on consumer sentiment. The University of Michigan’s final December reading came in at 52.9, up slightly from November’s 51.0 but below expectations. This month’s reading was nearly 30% lower than last December, when the consumer sentiment index was 74.0.



	Milk Futures				Grain Futures			US All Milk	USDA DMC
	Class III Futures	Weekly Change	Class IV Futures	Weekly Change	Corn	Soybeans	Soybean Meal	Based on Futures	Margin Estimate
Dec-25	\$15.86	-\$0.07	\$13.55	+\$0.15				\$17.52	\$9.23
Jan-26	\$15.29	+\$0.18	\$13.76	+\$0.26		\$10.59	\$303.70	\$17.30	\$8.67
Feb-26	\$15.63	+\$0.34	\$13.70	-\$0.30				\$17.29	\$8.58
Mar-26	\$15.86	+\$0.25	\$14.30	-\$0.10	\$4.50	\$10.73	\$307.40	\$17.46	\$8.65
Apr-26	\$16.30	+\$0.16	\$14.50	-\$0.20				\$17.50	\$8.67
May-26	\$16.86	+\$0.51	\$14.68	-\$0.38	\$4.58	\$10.84	\$310.70	\$17.65	\$8.83
Jun-26	\$17.20	+\$0.55	\$14.95	-\$0.43				\$17.85	\$9.02
Jul-26	\$17.50	+\$0.51	\$15.15	-\$0.60	\$4.64	\$10.96	\$315.50	\$18.15	\$9.28
Aug-26	\$17.60	+\$0.30	\$15.42	-\$0.65		\$10.93	\$316.80	\$18.54	\$9.67
Sep-26	\$17.80	+\$0.36	\$15.74	-\$0.55	\$4.58	\$10.78	\$317.40	\$19.11	\$10.21
Oct-26	\$17.99	+\$0.49	\$15.98	-\$0.41			\$317.60	\$19.69	\$10.72
Nov-26	\$17.66	+\$0.41	\$16.25	-\$0.22		\$10.82		\$19.99	\$10.87
Average	\$16.80		\$14.83		\$4.58	\$10.81	\$312.73	\$18.17	\$9.37

Tale of the Tape					
Market		This Week	Last Week	Change	Last Year Change
cheddar (CME Average, USD/LB)		\$ 1.4050	\$ 1.4040	0%	\$ 1.7500 -20%
cheddar (CME Average, USD/LB)		\$ 1.3356	\$ 1.3805	-3%	\$ 1.8613 -28%
CME Average, USD/LB)		\$ 1.3975	\$ 1.4480	-3%	\$ 2.5694 -46%
Dry Milk (CME Average, USD/LB)		\$ 1.1763	\$ 1.1605	+1%	\$ 1.3888 -15%
Dry (CME Average, USD/LB)		\$ 0.7188	\$ 0.7260	-1%	\$ 0.7425 -3%
(AMS Central/West AOM, USD/LB)		\$ 1.5000	\$ 1.5000	0%	\$ 1.4700 +2%
(AMS West AOM, USD/LB)		\$ 0.4900	\$ 0.4900	0%	\$ 0.3725 +32%
ermilk (AMS West AOM, USD/LB)		\$ 1.1450	\$ 1.1200	+2%	\$ 1.3450 -15%
: Class II Cream (AMS Multiple)		1.03	1.08	-5%	1.22 -16%
: Spot Milk Basis (AMS, USD/CWT)		-\$4.25	-\$2.50	-70%	-\$3.25 -31%
Milk Futures (CME, Contract 2, USD/CWT)		\$ 15.35	\$ 15.61	-2%	\$ 20.12 -24%
Milk Futures (CME, Contract 2, USD/CWT)		\$ 13.76	\$ 13.80	0%	\$ 21.04 -35%
Futures (CME, Contract 2, USD/LB)		\$ 1.4610	\$ 1.5030	-3%	\$ 1.8820 -22%
utures (CME, Contract 2, USD/LB)		\$ 1.4850	\$ 1.5098	-2%	\$ 2.6275 -43%
Dry Milk Futures (CME, Contract 2, USD/LB)		\$ 1.1775	\$ 1.1600	+2%	\$ 1.3975 -16%
Dry Futures (CME, Contract 2, USD/LB)		\$ 0.7150	\$ 0.6930	+3%	\$ 0.6795 +5%